

Targeter

CBC Tracker

Grade

2

Answer Booklet



Targeter Publishers Ltd
Wings of Excellence

COMPETENCY BASED CURRICULUM

CONTENTS

MATHEMATICAL ACTIVITIES.....	1
ENGLISH ACTIVITIES.....	9
SHUGHULI ZA KISWAHILI	19
ENVIRONMENTAL ACTIVITIES.....	31
CHRISTIAN RELIGIOUS ACTIVITIES	38
ISLAMIC RELIGIOUS ACTIVITIES.....	44
CREATIVE ACTIVITIES.....	47

MATHEMATICAL ACTIVITIES

1. NUMBERS

1.1 Number concept

Practice Activity 1A

- (a) 36, 37
(b) 42, 44
(c) 53, 54, 55
(d) 66, 67, 69
(e) 14, 15, 16, 17, 19
- (a) 10, 11, 12, 13, 14, 15, 16, 17, 18, 19, 20
(b) 40, 41, 42, 43, 44, 45, 46, 47, 48, 49, 50

Practice Activity 1B

- 5
- 12
- 23
- 13
- 24

Practice Activity 1C

- #####
- ##### II
- ##### ##### ##### //
- ##### ##### III

1.2 Whole numbers

Practice Activity 1D

- (a) 20, 21
(b) 25, 26
(c) 33, 34, 35
- 20, 21, 22, 23, 24, 25, 26
27, 28, 29, 30
- 36, 35, 34,
16, 15, 14

Practice Activity 1E

- 4tens 3ones
- 2tens 8ones
- 0tens 9ones
- 49
- 15
- 24
- 3tens 5ones
- 2tens 7ones

Practice Activity 1E

- (a) 11 (b) 14
(c) 17 (d) 12
(e) 10
- (a) Nineteen
(b) Eight
(c) Eighteen
(d) Twenty
(e) Fourteen
(f) Thirteen
- (a) 8 (b) 10, 12
(c) 12, 15 (d) 20, 25
(e) 23, 25 (f) 55, 50

1.3 Addition

Practice Activity 1G

- | Tens | Ones |
|------|------|
| 2 | 2 |
| + | 3 |
| 2 | 5 |
- | Tens | Ones |
|----------------|------|
| 3 ¹ | 4 |
| + | 7 |
| 4 | 1 |
- | Tens | Ones |
|------|------|
| 1 | 4 |
| + | 5 |
| 1 | 9 |
- | Tens | Ones |
|------|------|
| 6 | 3 |
| + | 2 |
| 6 | 5 |
- (a) (b) (c) (d)

(e) Tens	Ones
11	7
+	6
2	3

Practice Activity 1 H

- (a) 26 (b) 40
(c) 126 (d) 61
(e) 79

Practice Activity 1 I

- (a) 90 (b) 60
(c) 80 (d) 80
(e) 80

Practice Activity 1 J

- (a) 6 (b) 6
(c) 6 (d) 8
(e) 15

Practice Activity 1 K

1. 17 2. 22
3. 60 4. 70
5. 21 6. 92
7. 28

1.4 Subtraction

Practice Activity 1 L

- (a) 46 (b) 83
(c) 11 (d) 83
(e) 20

Practice Activity 1 M

- (a) 30 (b) 18
(c) 11 (d) 9
(e) 11

- (a) 20 (b) 10
(c) 40 (d) 10

Practice Activity 1 N

- (a) 12 (b) 2
(c) 13 (d) 0
(e) 11 (f) 2
(g) 13 (h) 27
(i) 27

1.5 Multiplication

Practice Activity 1 P

- $2 \times 3 = 6$
- $2 \times 4 = 8$
- $3 \times 4 = 12$
- $2 \times 4 = 8$
- $2 \times 4 = 8$
- $2 \times 3 = 6$

Practice Activity 1 Q

- $4 \times 3 = 12$
- $3 \times 4 = 12$
- $2 \times 5 = 10$
- $3 \times 5 = 15$

Practice Activity 1 R

- (a) 14 (b) 8
(c) 6 (d) 15
(e) 25

Practice Activity 1 S

- (a) 50 (b) 20
(c) 60 (d) 70
(f) 10

Practice Activity 1T

1. $2 \times 5 = 10$
2. $2 \times 3 = 6$
3. $2 \times 2 = 4$
4. $4 \times 4 = 16$
5. $1 \times 10 = 10$
6. $4 \times 4 = 16$
7. $1 \times 6 = 6$
8. $2 \times 20 = 20$
9. $2 \times 3 = 6$
10. $10 \times 3 = 30$

1.6 Division

Practice Activity 1U


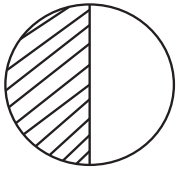


- | | |
|-------|-------|
| (a) 4 | (b) 4 |
| (c) 2 | (d) 5 |
| (e) 6 | (f) 4 |
| (g) 8 | (h) 3 |
| (i) 3 | (j) 5 |

Practice Activity 1V

- | | |
|------|------|
| 1. 4 | 2. 3 |
| 3. 3 | 4. 3 |
| 5. 4 | 6. 7 |
| 7. 5 | 8. 5 |

1.7 Fractions

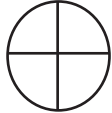


Practice Activity 1W

- (a)  (b) 
- (c)  (d) 

Practice Activity 1Y

- | | |
|----------|-----------------------------|
| 1. 4 | 2. 4 |
| 3. whole | 4. A half ($\frac{1}{2}$) |

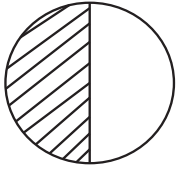
Practice Activity 1X

1. $\frac{1}{4}$ 2.  
3. 
4. $\frac{1}{4}$ 5. $\frac{1}{2}$
6. $\frac{1}{4}$ 7. $\frac{1}{4}$

End of Strand Assessment

1. Learners to read the numbers
2. (a) 28, 29
(b) 80, 85, 90
(c) 47, 46, 45
(d) 38, 40, 42
3. (a) Ones
(b) Tens
(c) Ones
4. (a) 24
(b) 4tens 7ones
5. (a) Twelve
(b) Six
(c) Twenty
(d) Eleven
6. (a) 10 (b) 4
(c) 37 (d) 54
(e) 32
7. 13
8. (a) 26 (b) 7
9. $10 \times 3 = 30$
10. $14 \div 7 = 2$

11.



12. (a) $4 + 4 + 4 + 4 = 16$

(b) $3 \times 3 = 9$

(c) $2 \times 5 = 10$

13. (a) 3tens 3ones

(b) 5tens 0ones.

MEASUREMENTS

2.1 Length

Practice Activity 2A

For 1, 2 and 3 learners to follow instructions with the teacher's guidance.

4. metres

5. One metre

2.2 Mass

Practice Activity 2B

1. 1kg

2. 1kg

3. 1kg

4. 1kg

2.3 Capacity

Practice Activity 2C

1. A

2. A

3. A

4. Holds equal amount of water

1. a

1. 2

2. a

2. 4

3. 2litres

3. 3

2.4 Time

Practice Activity 2D

1. 12

2. January

3. September

4. February

5. 31

6. January

7. February

8. March, April

9. May

10. February

Activity

(a) 25th/Date 25

(b) Thursday

(c) 31

Practice Activity 2E

1. 9 o'clock

2. 6 o'clock

3. 1 o'clock

4. 4 o'clock

5. 6 o'clock

6. 5 o'clock


7. 3 o'clock

8. 12 o'clock


Practice Activity 2F

(b)


1.




2.





3.

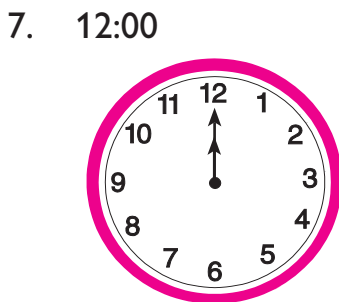

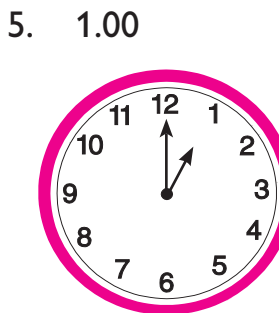
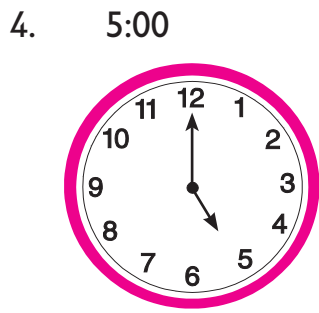

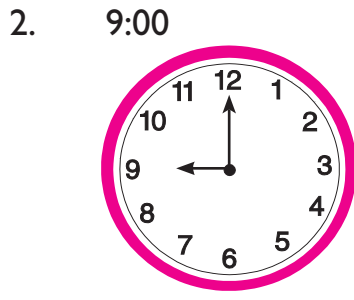



4.





(b) Clock showing



2.5 Money

Practice Activity 2G

- 1 shilling coin
- 5 shillings coin
- 10 shillings coins

- 20 shillings coin
- 50
- 100
- 15 shillings
- 70 shillings
- 150 shillings
- 10
- 2
- 20
- 2
- 2
- 5
- 100 shillings



Practice Activity 2H

- sh. 100
- sh. 90
- sh. 0
- sh. 110
- sh. 110


End of Strand Assessment

- (a) 2m
(b) 2m
(c) 1m
(d) longer than
- (a) kilograms (kg)
(b) 2
- (a) 10 o'clock
(b) 1 o'clock
- (a)

(b)



(c)



5. Thursday
6. January, April, May, September, December
7. Each of them has 31 days
8. (a) sh. 65
(b) sh. 120
(c) sh. 155



3. GEOMETRY

3.1 Lines

Practice Activity 3A

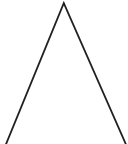

1. Straight
2. Straight
3. Curved
4. Straight
5. Curved
6. Curved


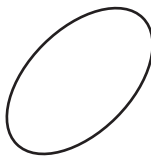
Practice Activity 3B


1. (a) Straight
(b) Curved
2. (a)  (b) 
3. (a) Ruler (b) Table

3.2 Shapes

Practice Activity 3C

1. 
2. 

3. 
4. 

5. 

6. 3 triangles
7. A - Triangle
B - Circle
C - Rectangle
D - Square
E - Oval
8. Rectangle
9. Square
10. Oval
11. Triangle
12. Circle

Practice Activity 3D

- (a) 

- (b) 

- (c) 

End of Term Assessment

End of Term 1 Assessment

1. (a) 78, 82
(b) 20, 26
(c) 70, 80
(d) 70, 50
2. (a) 10 (b) 20

- (c) 4 (d) 34
3. (a) ##### IIII
 (b) ##### ##### ##### IIIIIII
 (c) ##### ##### ##### ##### ##### IIIIIIIII
 (d) ##### ##### ##### ##### #####

4. (a) 86
 (b) 3tens 2ones
 (c) 0 tens 6 ones

5. (a)

Tens	Ones
1	8
+	6
2	4

 (b)

Tens	Ones
6	0
+	9
6	9

(c)

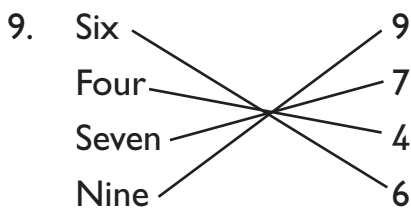
Tens	Ones
7	2
+	7
7	9

 (d)

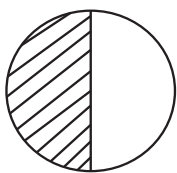
Tens	Ones
7	4
+	5
7	9

6. (a) 10 (b) 74
 (c) 67 (d) 35
7. (a) 90 (b) 16
 (c) 36 (d) $2 \times 3 = 6$
 (e) $2 \times 5 = 10$

8. (a) 6 (b) 8
 (c) 3



10. (a) 4 (b) 5
 (c) 6 (d) 3
11. (a) (b)



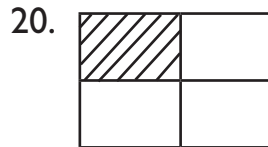
12. 4
 13. (a) 28 (b) 30

- (c) 30 (d) 80
14. 10
 15. (a) $\frac{1}{2}$ (b) $\frac{1}{2}$
 (c) $\frac{1}{4}$ (d) $\frac{1}{4}$

16. (a) Tens (b) Hundreds
 (c) Ones (d) Ones
 (e) Ones (f) Tens

17. (a) $\frac{1}{2}$ (b) 1 whole

- (c) 1 whole
 18. 59 learners
 19. 122 pencils



21. 72 pencils
 22. 24
 23. 41
 24. 25
 25. (a) 2 (b) 2
 (c) 6 (d) 15
 (e) 7

End of Term 2 Assessment

1. (a) 32 (b) 81
 (c) 15 (d) 56
2. (a) 30 (b) 12
 (c) 36 (d) 6
 (e) 20
3. 2 pencils
 4. 4 balloons
5. (a) 5 (b) 4
 (c) 2 (d) 3


6. (a) 6 (b) 8
(c) 10
7. (a) 5bananas
(b) (i) 8 (ii) 6 (iii) 5

8. (a) $\frac{1}{4}$ (b) $\frac{1}{2}$

9. (a) Textbook (b) Sugar
10. (a) Jug (b) Bucket
11. Same
12. 5days
13. 12months
14. 1.7metre
15. Learner's to follow instructions by the help of their teacher to measure and answer the questions.



16. 2
17. 6 o'clock
18. sh. 20
19. (a) B (b) A (c) A
20. 79
21. 4
22. Thursday 23. $\frac{1}{2}$

24. 12 25. 25
26. 4
27. (a) (b)



28. (a) 10shillings coin
(b) 20shillings coin
(c) 5shillings coin

29. (i) sh. 90 (ii) sh. 60
30. (a) (b)



End of Term 3 Assessment

1. (a) Rectangle (b) Oval
(c) Triangle
2. 6tens 4ones
3. 10
4. 0hundreds 3tens 2ones
5. 5, 4, 3, 2, 1 20, 12, 9, 6, 2
6. Mary
7. December
8. 10
9. 4 o'clock
10. (a) 31days (b) 31days
(c) 31days (d) 28 or 29days
11. 8
12. (a) Curved line
(b) Straight line
13. 35 14. 28
15. B 16. A
17. $\frac{1}{4}$ 18. 59
19. 26 20. 304
21. 2 22. 99, 100
23. 3 o'clock 24. 47trees
25. 15eggs
26. (a) sh. 5 (b) sh. 10
(c) sh. 50
27. 11 28. 14
29. 3tens
30. Wednesday.

ENGLISH ACTIVITIES

Practice Activity 2 (page 56)

- Lessons were about to begin
- School bell, learners, lessons, class, friends
- On the hooks
- teacher
- Yes, because it was a new year and they were joining a new grade.

Practice Activity 3 (page 57)

- (a) mask (b) skip
 (c) skirt (d) clock
 (e) spider (f) blouse

Practice Activity 4 (page 58)

First

1. are 2. are
 3. is 4. are
 5. is 6. are

Second

1. is 2. are
 3. are 4. is
 5. are

Keep practising page 59

1. are 2. is
 3. are 4. are
 5. am

Practice Activity 5 (page 59)

1. School 2. flower
 3. desk 4. gate
 5. office

Practice Activity 6 (page 56)

Learner to copy the sentences

Practice Activity 6 (page 56)

Learner to write ten sentences about their school

Practice Activity 2 (page 60)

- Fetching water from the tap
- Looking after the goats in the field
- Mother

- Bucket
- Clean

Practice Activity 3 (page 61)

- shirt, short
- chalk, church
- day, dark
- class, clap

Rearranging

1. clock 2. chalk
 3. brick 4. broom

Practice Activity 4 (page 61)

1. was 2. were
 3. was 4. was

Matching

A.	B.
Amani	were herding cows
My father	were flying kites
The children	was drawing in her book
Mother	was building a house
The boys	was washing dishes

Filling in the blank

1. was 2. were
 3. was 4. was
 5. were

Practice Activity 5 (page 63)

1. Fetching 2. Sweeping
 3. Talking 4. Singing
 5. Feeding 6. Cooking

Practice Activity 6 page 63

- Learner to do the work.

Practice activity 3 (page 65)

- By a bus
- Miss Mutinda
- Big aeroplanes
- To see wild animals
- Learner to answer
- Pilot
- Small

Practice Activity 4 (Page 66)

1. her 2. me
3. him 4. it
5. us

1. her 2. me
3. them 4. us
5. him 6. you

Keep practising page 66

1. us 2. them
3. him 4. her
5. it

Practice Activity 5 (Page 66)

1. Bus 1. Driver
2. Car 2. Pilot
3. Bicycle 3. Captain
4. Train 4. Cyclist
5. Pedestrian

Practice Activity 6

1. Learner to copy the letter
2. Learner to copy the words

Practice Activity 1 (Page 68)

- (a) Calendar
- (b) Learners to discuss

Practice Activity 2 (page 69)

- Learners to read

Filling in the gaps

1. Stick 2. sing
3. glitter 4. shortest
5. sling 6. glow

Practice Activity 3 (page 69)

1. Twelve
2. February
3. December holiday
4. Four
6. Has twenty nine days in February

January, February, May, July

Practice Activity 4

- Learner to read the words

Writing past tense

1. washed 2. walked
3. carried 4. bathed
5. closed 6. packed
7. happened 8. jumped

1. milked 2. tried
3. waved 4. closed
5. turned

Underlining

1. finished 2. washed
3. presented 4. cried
5. baked

Keep practising (page 71)

1. (a) January (b) February
(c) March (d) April
(e) May (f) June
2. (a) played (b) washed
(c) travelled (d) celebrated

Practice Activity 5 (Page 71)

1. February 2. September
3. January 4. March
5. June 6. August
7. October 8. December

- (a) May
- (b) September
- (c) Learner to write
- (d) May
- (e) January

Practice activity 6 (Page 72)

- Learner to copy sentences
- Learner to rearrange the words

Practice Activity 2 (Page 73)

- Learner to read
- Learner to make sentences using the words

Underlining

1. went, sent
2. slippers, slide
3. sent, ink, drink
4. car, far, jar

Practice Activity 3 (Page 74)

1. Supermarket
2. To carry the goods
3. (a) Flour (b) Vegetables
(c) Fruits (d) Meat
4. Cheap
5. Shelves

Practice Activity 4 page 75

Writing plural

1. stories 2. thieves
3. calves 4. ladies
5. wolves 6. hobbies
7. knives 8. loaves
9. shelves 10. flies

Filling in the blank

1. loaves 2. berries
3. stories 4. leaves
5. cities

Practice Activity 5 (Page 76)

1. SHOPKEEPER
2. MARKET
3. TROLLEY
4. MONEY
5. COUNTER

Naming the pictures

- (a) sweets (b) bread
- (c) salt (d) books
- (e) shop (f) onions

Practice Activity 6 (Page 77)

- Learner to write
- Learner to tell friend to read.

Practice Activity 2 (Page 78)

1. near 1. two
2. ear 2. twig
3. hear 3. twice
4. fear 4. twelve

1. when 2. thing
2. where 2. path
3. what 3. three
4. who 4. thief

1. This, feather
2. Father, mother
3. These, them
4. Their, other
5. That, than, this

Practice Activity 3 (Page 79)

1. Maize, beans, fruits and vegetable
2. To remain healthy
3. To remove weeds
4. Prepares the farm by digging soil and also fences around the farm
5. Our farm

Practice Activity 4 (Page 81)

1. Weeding 2. eating
3. finishing 4. digging
5. feeding 6. eating

1. They harvested crops
2. He weeded onions
3. They bought fruits
4. Terema cooked fish.
5. They sold ripe mangoes

Keep practising

1. harvesting 2. watering
3. weeding 4. planting
5. fencing

Practice Activity 5 (Page 82)

- ONIONS -CABBAGE
- BEANS -CARROTS
- KALES -MAIZE

Practice Activity 6 (Page 82)

1. We have a big garden
2. The goats are grazing
3. My father is digging trenches
4. We grow tomatoes in our garden

Practice Activity 3 (Page 84)

1. brakes 2. lake
3. mine 4. ink
5. home

Practice Activity 4 (Page 84)

1. Her hair is short and she always looks neat
2. She cut her finger
3. Antiseptic
4. Learner to tell the story
5. Learner to show how to clean a wound

Practice Activity 5 Page 85

- (a) or (b) or
- (c) or (d) or
- (e) or

Practice Activity 7 page 86

1. toothbrush 2. bleed
3. antiseptic 4. razorblade
5. burnt

Practice Activity 8 (Page 86)

- Learner to copy the sentences
- 1. scars, cars 2. road
- 3. crash 4. speed
- 5. accident 6. traffic
- 7. injury 8. bump

Practice Activity 2 (Page 88)

1. Teacher 2. Duster
3. Three 4. Bricks
5. Brooms

Practice Activity 3 (Page 88)

1. Bottle tops, cards, marbles and small boxes
2. Third
3. Five
4. Second
5. Work very fast in grouping the objects

Practice Activity 4 (Page 89)

1. Five 2. Eight
3. Four 4. Ten
5. Three

1. Eight 2. Zero
3. Twenty two 4. Sixty nine
5. Thirty 6. Forty three
7. Twelve

Practice Activity 5 (Page 90)

- A. Learner to read
- B. 1. Second 2. Sixth
- 3. Ninth 4. November
- 5. Eighth

Keep practicing

1. sixth
2. first
3. fifty
4. nine
5. Twelfth
6. Forty five
7. Eighteenth
8. Twentieth

Practice Activity 6 (Page 90)

1. These 2. Those
3. Those 4. These
5. These

Practice Activity 7 (Page 91)

Number	Position
7	Third
11	Thirteenth
2	Eighteenth
3	Seventh
10	Fifth
13	Eleventh
5	Second
18	Tenth

Practice Activity 8 (Page 91)

Days of the week

- A.**
- Sunday
 - Monday
 - Tuesday
 - Wednesday
 - Thursday
 - Friday
 - Saturday

- B.** Learner to copy the words

Practice Activity 1 (Page 92)

- Feeding the cows
- Watering the goat
- Feeding the chickens
- Feeding the sheep and the goat

Practice Activity (Page 92)

- Sir, first, thirst, stir, dirty
- say, grey, pray, prey, pay
- fly, cry, try, fry, dry
- Baby, lady, marry, cherry, ferry

1.

A	B
Grey	Stir
Baby	Car
Sir	Dry
Jar	Prey
Say	Lady
Fry	Pay

Practice Activity (Page 93)

- A neighbour and a farmer
- Near his house
- Bulls, ram, he-goats
- Cows, ewe, she-goats
- To keep security at his home and on the farm.

Practice Activity 4 (Page 94)

Male	Female
Ram	Ewe
Bull	Cow
Cock	Hen
Peacock	Peahen
Dog	Bitch
Lion	Lioness
Gander	Goose

Keep practising (Page 95)







Female	Male
1. Hen	Dog
2. Duck	Peacock
3. Cow	Rooster
4. Bitch	Drake
5. Peahen	Stallion
6. Mare	Bull

Practice Activity 5 (Page 95)

- Bitch
- Rooster
- Lion
- Duck
- Ram

Matching (Page 96)

Match the animals with their names.

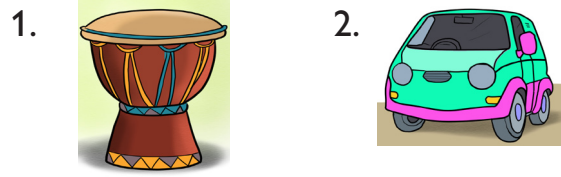
1.		Horse
2.		Camel
3.		Donkey
4.		Sheep
5.		Hen
6.		Dog

Writing (Page 97)

1. My father keeps cows, goats , sheep and ducks.
2. Some domestic animals are cows, cats, dogs and hens.
3. We grow crops like beans, maize and rice.
4. She bought hay, fertilizer, seeds and a hoe.

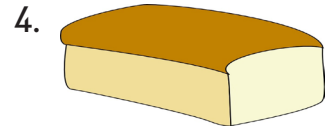

Practice Activity (Page 98-99)

Naming the pictures



Drum

Car



Bird

Bread

Completing the sentences

- | | |
|-------------|---------|
| 1. dream | 2. purr |
| 3. draws | 4. near |
| 5. climbing | |

Practice Activity 3 (Page 99-100)

1. across
2. a big shop
3. You turn left
4. Beside the granary
5. Learner to explain

Practice Activity (Page 100-101)

Using correct prepositions (Page 101)

- | | |
|-----------|------------|
| 1. on | 2. in |
| 3. across | 4. towards |
| 5. out | |

Underlining prepositions in the passage **in, into, outside, out, towards, under, above, into**

Keep practising (Page 102)

- | | |
|----------|------------|
| 1. above | 2. through |
| 3. over | 4. beside |
| 5. at | |

Practice Activity 5 (Page 102)

- A. Learner to make sentences
- B. a - East
b - South
c - West

Practice Activity 6 (Page 103)

1. Alas!
2. Wow! We won the match.
3. That's lovely!
4. Stop writing on the walls!
5. Congratulations! It's a baby girl.

Practice Activity 2 (Page 104-105)

1. free 2. bow
3. born 4. fridge
5. slow

Practice Activity 3 (Page 105)

1. Eight years old
2. Kapkerer market
3. River Awach
4. From river Awach
5. Pray

Practice Activity 4 (Page 106)

- A.**
1. Bigger - biggest
 2. Sweeter - sweetest
 3. Older - oldest
 4. Stronger - strongest
 5. Taller - tallest

- B.**
1. younger 2. faster
 3. smartest 4. sharper
 5. brightest

Keep practising (Page 107)

1. youngest 2. longer
3. fatter 4. nearest
5. lighter

Practice Activity 5 (Page 107)

1. plants 2. people
3. river 4. hills
5. house

Practice Activity 6 (Page 109)

1. Study

2. A person who works in the library
3. In the computer
4. Head teacher
5. Tablets
6. To learn and watch educational videos

Practice Activity 4 (Page 110)

1. That bag belongs to her		It is theirs
2. Those crayons belong to Peter		It is yours
3. The laptop belongs to me		It is hers
4. The ball belongs to the boys		It is mine
5. The table belongs to you		They are his

Keep Practising (Page 111)

1. Ours 2. mine
3. his 4. hers
5. your

Practice Activity 5 (Page 111)

1. Camera 2. Photo
3. Laptop 4. computer
5. phone

Practice Activity 6 (Page 111)

1. Tablet 2. Radio
3. Television 4. Watch
5. Laptop 6. Camera

Practice Activity 2 (Page 112-113B)

1. trip 2. vows, church
3. new 4. outside
5. pews

Practice Activity 3 (Page 113)

1. Uncle Sam
2. At a local church
3. On a Saturday
4. Uncle sam and Carren

5. He was waiting for the bride
6. Furniture, utensils and farm animals

Practice Activity 4 (Page 114)

1. Where 2. What
3. When 4. Whose
5. Where 6. When
7. What

Practice Activity 6 (Page 115)

1. Wedding, dancers, drums, bridegroom, sisal.
2. (a) I am going home
(b) Moses bought a new book.
(c) That is my ball.
(d) We are drawing a cat.
(e) Ali gave us many oranges

Practice Activity 1 (Page 116B)

1. Feeding pets.
2. Washing personal clothes.
3. Cutting sugarcane in a plantation.
4. Collecting litter in school to tidy the compound.
5. Harvesting sand in a river for sale.

Practice Activity 2 (Page 117)

- Learner to read
- Learner to make more words for example

1. Sp - speed, speak
2. sn - snack, snail
3. oo - pool, school
4. qu - quit, quickly

Practice Activity 3 (Page 117)

1. In a tea farm
2. A person whose parents are dead
3. late

4. No, because she mistreats them.
5. Unhappy children
6. Learner to tell his or her deskmate about the story

Practice Activity 4 (Page 118)

- A.
1. Later 2. Tomorrow
 3. Yesterday 4. Tonight
 5. Today
- B.
1. early 2. now
 3. later 4. next year
 5. yesterday

Keep practising (Page 118)

1. hard 2. short
3. long 4. big

Practice Activity 5 (Page 119)

- A.
1. CHILD LABOUR
 2. CHILD ABUSE
 3. PLAY
 4. EMPLOY
 5. TIRED
 6. INJURE
- B.
1. work 2. abuse
 3. employed 4. school
 5. play

Practice Activity 6 (Page 119)

1. Do not overwork children
2. Child labour is bad
3. We all need to rest
4. I sleep at night.

Practice Activity 2 (Page 120)

- A.
- Learner to read the words
- B.
- Learner to make words for the sounds for example
1. Scr - Scrab, scramble
 2. St - station, stone
 3. Str - straight, stream
 4. Sw - swine, sweep
 5. Spr - Spray, spread

Practice Activity 3 (Page 121)

1. Countryside
2. He died
3. Moraa's father
4. With chores for example fetching water, washing clothes, sweeping the house and preparing food.
5. Yes, because she is old and needs help

Practice Activity 4 (Page 121)

1. Catch the ball
2. Listen to me
3. Close the door
4. Clean up the mess please

Practice Activity 5 (Page 122)

1. Ah!
2. Hurray!
3. Wow!
4. Oh!

Practice Activity 6 (Page 122)

- A.**
- | | |
|-----------|-----------|
| 1. swept | 2. cooked |
| 3. paid | 4. feed |
| 5. played | |

- B.**
- | | |
|------------|----------|
| 1. elderly | 2. needy |
| 3. poor | 4. sick |
| 5. blind | |

Practice Activity 7 Page 122

1. Njeri helped a poor person.
2. We should visit the sick people.
3. Mike cooked food for the old man.
4. The poor woman lives in Kisumu.
5. She is helping the blind boy to cross the road.

End of Term 1 Assessment 1

1. I was playing.
2. Martha was cooking.
3. Awour and Akinyi were washing clothes
4. My friends were learning
5. Njeri was sweeping
6. money
7. train
8. field
9. may
10. sleep
11. bicycle
12. aeroplane
13. bus
14. foot
15. train
16. loaves
17. ladies
18. wives
19. cherries
20. toys
21. has
22. has
23. have
24. had
25. have
26. him
27. me
28. them
29. (a) Tomatoes (b) Kales
(c) Onions
30. Money

End of Term 1 Assessment 2

1. is
2. are
3. are
4. is
5. are
6. sack, flour
7. ship
8. Blanket
9. Torch
10. 11. 12. 13. - Learner to make sentences using the words.
14. shelves
15. knives
16. cities
17. berries
18. lorries
19. them
20. you
21. us
22. climbed
23. saved
24. packed
25. moved
26. cried

End of Term 2 Assessment 1

1. cabbage
2. blood
3. fire
4. ninth
5. donkey
6. carrying
7. grazing
8. cutting
9. looking
10. eating
11. was
12. were
13. were
14. was
15. stir, shirt
16. star, car
17. broom, bring
18. twelve
19. fifth
20. fifty eight
21. third
22. eleventh
23. bitch
24. ewe
25. bull
26. hen
27. Beside the thick flower garden
28. (a) beside (b) towards
29. True
30. Teacher

End of Term 2 Assessment 2

1. fruits
2. injury
3. choir
4. harvest
5. chalk
6. were
7. was
8. cutting
9. digging
10. were
11. and
12. or
13. or
14. and
15. or
16. careful
17. bull
18. father
19. south
20. duck
21. across
22. below
23. to
24. at
25. over

End of Term 3 Assessment 1

1. hers
2. theirs
3. mine
4. yours
5. ours
6. bride
7. drum
8. skirt
9. birthday
10. gown
11. when
12. who
13. what
14. where
15. what
16. 50
17. 23
18. 70
19. 89
20. 30
21. YELLOW
22. TEACHER
23. BROWN
24. FLOWER
25. CUPBOARD

End of Term 3 Assessment 2

1. harder
2. softer
3. brightest
4. biggest
5. widest
6. mine
7. yours
8. his
9. ours
10. early
11. far
12. evening
13. sell
14. laugh
15. abuse
16. labour
17. duty
18. care
19. He was carrying the cake.
20. Close the door.
21. Wow! What a great idea.
22. I have a present for you.
23. sm- smooth, smart, smoke
24. ch - chalk, church, cheap
25. dr- dream, dry, drop, drink

SHUGHULI ZA KISWAHILI

Zoezi la 2 Uk 133

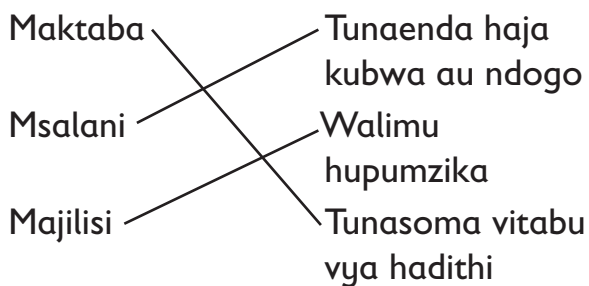
1. Njema/nzuri
2. Vyema
3. Marahaba
4. Sijambo
5. Vyema
6. Njema
7. Nawe pia/Asante
8. Ya kuonana

Kusoma Ufahamu

Maswali Uk 133

1. Darasani/Shuleni
2. a) Majilisi
b) Vyoo/Msalani
c) Maktaba
d) Uwanja/Uwanjani
3. Bendera
4. Ofisi
5. Ubao
6. Maktaba
7. Madarasa

Ambatanisha Uk 134



Kuandika Uk 135

1. Swali la a, b, c and d mwanafunzi azingatie hati nadhifu kwa kuandika vizuri/vyema.
2. a) Shule yetu ni nzuri
b) Shule yetu ina madarasa mazuri
c) Wanafunzi wa shule yetu ni wengi

(Mwanafunzi andike sentensi zingine kuhusu shule yao)
Mzazi au mlezi aitoleee maoni baada ya kuisoma sentensi zile.

Sarufi

Matumizi ya wewe na nyinyi Uk 136 Zoezi 136

1. Wewe
2. Nyinyi
3. Nyinyi
4. Wewe
5. Nyinyi

Andika umoja (Uk 136) au wingi wa sentensi hizi

1. Nyinyi mnaenda kucheza
2. Wewe ulifika usiku
3. Nyinyi mliachwa na dada yenu.
4. Wewe unaenda shuleni
5. Nyinyi msiende nje usiku.

Zoezi Uk 137

1. a) Vaa
b) Familia
c) Vifaa
d) Pipi
e) pua
2. a) Panga
b) Firimbi
c) Punda
d) Farasi
e) Mashua
3. a) Fimbo
b) Fuga
c) Pilipili
d) Vibanda

Kusoma Haki za watoto Zoezi

Uk 138

1. Tisa
2. Mtoni
3. Kambo
4. a) Haki za kwenda shuleni
b) Haki ya kuwa na afya bora
c) Haki ya kutokucheza na wenzake

Kuandika

Zoezi Uk 139

Andika herufi kubwa panapo stahili

1. Nilienda kutembelea nyanya yangu mjini Maua.
2. Rafiki yangu anaitwa Daudi.
3. Waislamu huenda kusali ijumaa.
4. Watoto wanafaa kupewa haki zao.
5. Tunasherehekea mwaka mpya kila mwezi wa Januari.

Zoezi Uk 140

Tumia -angu

au -etu kujaza nafasi

1. yangu
2. yangu
3. yetu
4. yangu
5. langu
6. wangu/wetu
7. yangu/yetu
8. changu/chetu
9. wetu/wangu
10. wetu/wangu
11. yangu
12. yangu/wetu

Andika kwa wingi Uk 140

1. Vyakula vyetu
2. Vikombe vyangu

3. Miti yangu
4. Paka wetu
5. Vitambaa vyangu
6. Madarasa yetu
7. Vitabu vyangu
8. Marafiki zetu
9. Vifutio vyangu
10. Kuku wetu

Lishe bora

1. a) Hamjambo
b) Hatujambo
c) Samahani
d) Tafadhali
e) Umesamehewa
f) Pole
g) Nashukuru
2. Hodi- Hutumika mlangoni unapotaka kuingia
Pole - Hutumika kwa mtu aliyeumia au mngojuwa.
Nisamehe - Hutumika na mtu aliyekosea mwenzake
Nashukuru - kuonyesha umefurahishwa na jambo ulilotendewa

Kusoma

Lishe bora

1. a) Protini
b) Wanga
c) Vitamini
2. a) Protini
Hujenga misuli
Hujenga afya nzuri ya mwili
b) Wanga

1. Huwezesha mwili kuwa na nguvu.

2.

c) Vitamini

Hujenga kinga za mwili

Husaidia kujenga viungo vya mwili

3.

Protini	Vitamini	Wanga
Kuku	Kabichi	Mhogo
Nyama	Tikitimaji	Viazi
Ndengu	Sukumawiki	Chapati
Maharagwe	Nyanya	Mchele
Mayai	Embe	
Samaki	Parachichi	
	Tufaha	

4. Kutozingatia lische bora

5. Nguvu au wanga

6. a) Pipi

b) Keki

c) Biskuti

d) Soda

Kuandika

Zoezi Uk 146

Mwanafunzi aweze kuandika kuhusu chakula akipendacho

Andika maneno haya kwa herufi ndogo. Uk 146

1. Protini

2. Afya

3. Mwili

4. Vyakula

Tumia herufi ndogo

1. mama hupika chakula kitamu

2. mboga na matunda hutupa vitamini

3. si vizuri kutumia sukari kwa wingi

4. vyakula bora huzuia magonjwa mwilini

Sarufi

Matumizi ya 'huyo' na 'hao' Uk 147

1. hao

2. huyo

3. hao

4. huyo

5. hao

Andika umoja au wingi

1. Mwizi huyo aliiba kompyuta

2. Kondoo hao walikula mimea

3. Mama hao walienda sokoni

4. Mtoto huyo alikimbia

5. Walimu hao walinifundisha

Usafiri

Zoezi Uk 148

1. Chakula

2. Dhahabu

3. Dhambi

4. Chupa

5. Chumba

1. a) Chupa

b) Chai

c) Chapati

d) Machungwa

Zoezi la pili Uk 148

dhahabu

dhaifu

chai

chombo
chochote
Dhabihu
Dhoruba

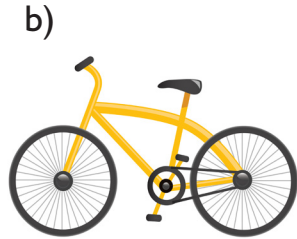
Kusoma kwa ufasaha

Ufahamu


1. Watu, mazingira
2. a) Mashua
b) Meli
c) Feri
3. a)



c)



d)



4. Reli
5. a) Ndege
b) Parachuti

Kuandika

Nafasi katika maandishi Uk 151

1. Mamayangu
2. Ndegerubani
3. Kwasababu
4. Chombocha
5. Nililipanauli
6. Nimtoto au mzurisana

Kuandika sentensi kwa Usahihi

1. Mama yangu alinunua sukari
2. Anayeendesha ndege ni rubani

3. Alifurahi kwa sababu timu yake ilishinda
4. Meli ni chombo cha majini
5. Nililipa nauli katika gari
6. Yeye ni mtoto mzuri sana.

Sarufi

Hili na haya

Zoezi Uk 152

1. Maembe haya
2. Matunda haya
3. Magari haya
4. Majani haya
5. Meno haya

Tumia hili au hizi Uk 152

1. hizi
2. hii
3. hii
4. hizi
5. hii

Tunga sentensi ukitumia

1. Swali hili ni ngumu
2. Matunda haya ni matamu
3. Zawadi hii ni yako
4. Viatu hizi ni mpya

Mnyama Nimpendaye

Maswali Uk 153

Hadithi

1. Wawili
2. Awalishe na acheze nao
3. Jirani yake.
4. Mbwa wake alikuwa amefariki
5. Alilia kwa huzuni

Alilaani lori iliyomkanyanga mbwa wake

Alipanga kumzika

Kusoma

Kusoma kwa Ufahamu

Zoezi Uk 154

1. Saba
2. a) Ngombe
b) Paka
c) Punda
d) Kuku
e) Panya
f) Mbwa
g) Ngamia
3. Husaidia katika ulinzi
4. Panya na maziwa
5. Kubeba mizigo mizito
6. a) Kwasababu anaweza kuishi naye kwa nyumba
b) Mdogo na mpole
c) Paka hali chakula kingi.

Kuandika

Matumizi ya kiulizi ?

Tumia kiulizi panapofaa (Uk 155)

1. Kwenu ni wapi?
2. Unakula nini?
3. Wapi darasa?
4. Unapenda vyakula gani?
5. Msichana huyo ni yupi?

Andika vizuri na uweke kiulzi Uk 155

1. Alienda wapi?
2. Umepika nini?
3. Mama alienda sokoni lini?

Sarufi

Matumizi ya '-ako' na '-enu'

1. wako
2. zako
3. yako

4. yenu
5. chako

Andika kwa wingi

6. Vyakula vyenu vinanukia
7. Miti yenu imevunjika
8. Maembe yenu yameoza
9. Mikoba yenu yamechafuka
10. Chupa yenu yamevunjika

Ukoo

Matamshi bora

Ambatanisha silabi hizi kuunda maneno (Uk 156)

- a) Nguo
- b) Ngozi
- c) Nyika
- d) Nguzo
- e) Nyekundu

Tumia sauti 'ny-' na 'ng-' kujaza pengo

1. alnyyoa
2. nguo
3. nyanya
4. ngiri
5. ngamia

Maneno matano yenye sauti/ny/ na / ng/)Uk 156)

1. Ng'ombe
2. Nyanya
3. Nyumba
4. Ng'oma
5. Nyama

Kusoma

Zoezi Uk 158

1. Lamu
2. Wawili
3. Ami na familia yake
4. Katana
5. Ambatanisha

Jina la ukoo	Maana
Binamu	Ndugu wa kiume wa baba
Kaka	Ndugu yangu wa kiume
Ami/Amu	Mtoto wa mjomba, shangazi, ami na halati.
Shangazi	Dada ya baba
Bibi au nyanya	Mama ya baba au mama.

Kuandika

Tahajia - Imla

1. Nyoa
2. Ng'ambo
3. Nyanya
4. Nyani
5. Ng'oa
6. Ng'amia
7. Nyota

Sarufi

Matumizi ya -reu, -kubwa na -tamu

1. Vitamu
2. Mkubwa
3. Mtamu
4. Kubwa
5. Mrefu
6. Mtamu
7. Ndefu
8. Kitamu

9. Mrefu
10. Kubwa

Mwanafunzi katika vikundi waweze kutunga sentensi kwa kutumia refu, -kubwa na -tamu

Sebuleni

Zoezi Uk 160

Wanafunzi waweze kufwata maagizo mepesi ili waigize darasani.

Kusoma

Kusoma kwa ufahamu Uk 161.

Maswali

1. a) Sebuleni
b) Jikoni
c) Chumba cha malazi.
2. a) Hupumzika
b) Kutazama habari kwenye runinga
3. a) Kochi
b) Televisheni
c) Meza

Kuandika

Uhariri zoezi Uk 162

Mziandike vizuri sentensi hiki

1. Wewe unaishi wapi?
2. Fundi alitengeneza kabati yetu.
3. Fatuma ameandaa meza.
4. Chumba chetu ni safi sana.
5. Pazia hutandikwa sakafuni.

Sarufi

Zoezi kanusha Uk 163

1. Wewe hukuiba.
2. Nyinyi hamtacheza.
3. Wewe hulii.

4. Wewe hukuenda shuleni.
5. Nyinyi hamkulima shamba.

Tunga sentensi

1. Hukuenda nyumbani.
2. Walisema kuwa hamtawaua leo.
3. Mama alipeana amri, 'hutamlima shamba'
4. Mwalimu mkuu aliuliza kwanini hamkuimba
5. Leo hukusoma kitabu chako.

Usalama wangu

Zoezi uk 164

1. Shoka
2. Shule
3. Shika
4. Theluji
5. Thamani

Andika maneno vizuri

6. Shamba
7. Shemeji
8. Shoka
9. Shule
10. Thelathini

Soma na uandike

Mwanafunzi aweze kuandika vizuri sentensi zilizopeanwa

Kusoma

Usalama wangu Uk 165

1. Kivukio cha usalama
2. a) Kutokupokea zawadi kutoka kwa watu tusiowajua
b) Kutoshika nyaya za umeme
c) Kutumia kivukio cha usalama

3. Zinaweza kudunga au kukata kwa bahati mbaya
4. Visu
Makasi
Misumari
5. Kuvalia viatu
Kuweka visu mahali pazuri
Kutokucheza na nyaga za umeme

Kuandika

Andika maneno haya vizuri Uk. 167

- a) daraja
- b) theluji
- c) shamba
- d) sindano
- e) ajali

Sarufi

Matumizi ya huu na hii Uk 167

1. huu
2. hii
3. huu
4. hii
5. hii

Andika umoja au wingi

1. Mikuki hii ni ya wajomba
2. Mfupa huu ni wa kuku.
3. Mgomba huu ulikatwa wote.
4. Miguu hii imevunjika.
5. Mikono hii ina uchungu.

Hospitalini

Mazungumzo ya papo hapo Maswali uk 169

1. Zara
2. Shuleni
3. Plasta

4. Dawa za kutuliza uchungu
5. Daktari.

Kusoma Uk 170

Zoezi

1. Jumatatu
2. Zahanati
3. Kipimajoto
4. Walienda/walikimbia kumwita mwalimu
5. Nesi

Uk 170

1. Alibebwa na ambulensi na kupelekwa hospitalini.
2. Alifanyiwa huduma ya kwanza kwenye zahanati
3. Daktari alitumia kipima joto kumpima mgonjwa.

Zoezi Uk 171

Ambatanisha

- | | |
|------------|---|
| 1. Machela | Kitanda cha kuwabeba wagonjwa hospitalini |
| 2. Glavu | Huvaliwa mkononi na daktari au nesi. |
| 3. Nesi | Anayeshughulikia wagonjwa hospitalini. |
| 4. Plasta | Hufungwa sehemu ya mwili iliyovunjika |
| 5. Wodi | Chumba cha kuwalaza wagonjwa hospitalini. |

Kuandika Uk 171

Mwanafunzi aweze kufwata maagizo ya kuandika kifungu kifupi

Sarufi Uk 172

Maswali

1. Vibaya

2. Polepole
3. Haraka
4. Vizuri
5. Vibaya

Tunga sentensi ukitumia maneno haya

1. Tembea haraka ili tusingeshewe
2. Walielezwa watembee polepole wasijikwae.
3. Si vibaya kuwaheshimu wazazi.
4. Kutenda wema ni vizuri.

Kuandika maneno vizuri Uk 172

1. bendeji
2. ambulensi
3. plasta
4. daktari

Hali ya Anga

Uganisha silabi Uk 173

- a) debe
- b) unga
- c) ghali
- d) thelathini
- e) dunia
- f) godoro
- g) mwezi

Panga maneno kulingana na kamusi Uk 174


1. baba
2. chakula
3. damu
4. fahali
5. iga
6. kikapu
7. mkate

8. ng'ombe
9. nyama
10. pua
11. sukari
12. rinda
13. yai


Shairi Uk 175

Maswali


1. Jumapili
2. Tulivu
3. Miti na paa
4. Mvua
5. Jasho, kiu
6. Mawingu



7. Jua



8. Upepo



9. Mvua



Kuandika

Maneno na sentensi Uk 175

1. Mvua hufanya mazao kumea
2. Mvua hutuletea maji ya kutumia kila siku.
3. Mvua hupunguza vumbi kwenye barabara zisizokuwa na lami.
4. Mvua ni baraka kutoka kwa mwenyezi.
5. Sisi hutumia maji ya mvua kuwapa mifugo.

Sarufi

Vinyume vya vitendo zoezi Uk 176

1. nilivua
 2. nilirudi
 3. tulirudi
 4. panga
 5. alifungua
1. Mtoto amelala
 2. Zara aimesimama.
 3. Juma ameshuka juu ya mti.
 4. Alishonoa nguo yake.

Majaribio ya mwisho wa muhula

Jaribio la mwisho wa muhula wa kwanza

1. a) gari
b) chombo
c) dhahabu
d) jenga
e) rangi
2. pole
3. kwaheri ya kuonana
4. Hujambo
5. chako
6. zako
7. lako
8. yako
9. 19
10. Arubaini na tatu
11. 50
12. 39
13. Ishirini na nane
14. Ndege
15. Gari moshi
16. Jembe
17. Godoro
18. Vibaya

19. Vizuri
20. Vizuri
21. Vibaya
22. Chupa ya Rosa imepasuka
23. haya
24. hili
25. Rubani
26. nauli
27. haki
28. mashua, meli
29. kipima joto
30. Glavu.


Jaribio la mwisho wa muhula wa pili

1. Nyumba
2. Ng'ambo
3. Shona
4. Thelathini
5. Ghala
6. Usicheze
7. Usiandike
8. Usichore
9. Usiimbe
10. Usisome


11. Mvua



12. Upepo



13. Jua



14. Mawingu



15. Mjomba
16. Binamu
17. Babu
18. Baba
19. Ami
20. Wewe ulicheza
21. Nyinyi mliandika
22. Wewe husomi
23. Nyinyi hamulali
24. Hao
25. Huyo
26. Huyu
27. Pole
28. Karibu
29. Tafadhali
30. Mafuriko

Jaribio la mwisho wa muhula wa tatu

Kutoka swali la 1-5

Mwalimu/mlezi amusomee mwanafunzi imla

6. Wanga
7. Protini
8. Chapati
9. Karoti
10. Biskuti
11. Huyo
12. Hao
13. Huyo
14. Huyo
15. Hao
16. Mayai
17. Mayai
18. Sukari
19. Penseli
20. Desemba
21. Anua
22. Shuka

23. Lia
24. Amka
25. Rudi
26. Maharagwe



27. Nyama



28. Njugu



29. Hili
30. Haya

Majaribio ya mitihani

Jaribio la kwanza

1. Mwalimu
2. Bendera
3. Shule
4. Kikapu
5. Kondoo

6. Ngara
7. Penya/penga
8. Ghushi
9. 39
10. Arubaini na moja
11. 44
12. Ishirini na tisa
13. Kitabu
14. Penseli
15. Meza
16. Ubao
17. Kiti
18. Yako
19. Chenu
20. Zenu
21. Yenu
22. Imara
23. Bwana Juma
24. Samawati
25. Jumatatu
Ijumaa
26. Wanaskauti
27. Vizuri
28. Vibaya
29. Vizuri
30. Vizuri

Jaribio la pili

1. b
2. e
3. k
4. o
5. r t
6. Mawingu
7. jua
8. upepo
9. mawingu
10. wewe
11. nyinyi

12. nyinyi
13. wewe
14. nyinyi

Ambatanisha

15. Samaki _____ protini
16. Karoti _____ vitamini
17. Viazi _____ wanga
18. Nyanya _____ vitamini
19. Yai _____ protini
20. hiki
21. hiki
22. hivi
23. hiki
24. hivi
25. upepo
26. mawingu
27. kondoo
28. wanga
29. mashua
30. soda


Jaribio la tatu

1. ghorofa
2. tafadhali
3. dhambi
4. dhahabu
5. chora
6. Hamsini
7. Arobaini na moja
8. Daktari
9. Muuguzi
10. runinga
11. Nyota
12. Mwezi
13. Machungwa
14. Ndizi
15. Jembe
16. Halati

17. Mjomba
18. Baba
19. Mama
20. Bibi
21. Stuli



22. Glavu



23. Hodi - karibu
24. Asante - karibu
25. Pole - nishapoa
26. Nisamehe - umesamehewa
27. Shikamoo - marahaba
28. rafu
29. dawati
30. baridi
31. nne
32. ng'ombe
33. sebuleni
34. sofa
35. machela

ENVIRONMENTAL ACTIVITIES

Activity 1 (page 188)

- (a) Comb (b) Toothbrush
(c) Socks (d) Face towel
(e) Cotton buds (f) Nail cutter
(g) Handkerchief (h) Towel
- (a) (b)



(c)



(d)



(e)



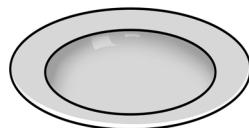
(f)



(g)



(h)



Activity 2 (page 190)

- Crushed charcoal
- Sponge
- Dust pan
- Sisal fibre

Practice assessment (page 192)

- Learner to draw two personal items and two common items they use at home.

2.

Item	Use
Nail cutter	Drinking water
Cotton bud	Sweeping
Toothbrush	Removing dirt in the ear
Broom	Cutting finger nails
Cup	Brushing teeth

- Upright cleaning a handkerchief

	Steps 1, 2, 3, 4, 5
- Rinse in clean water	4
- Put warm water in a basin	1
- Air to dry	5
- Soak the handkerchief for 3 to 5 minutes to break down the mucus	2
- Remove and wash it with soap	3

6.

Chewed stick
Crushed charcoal
Sisal fibre
Broom made of leaves, grass
Clean piece of clothes

- To remove or break the mucus
- (a) Sweeping the compound
(b) Collecting waste
- Collect and put in the dustbin

Activity 5 (page 193)

- Riding bicycles
- Watching television

(c) Wearing jacket (clothe)

(d) Eating food

Practice Assessments (Page 195)

1.

Needs	Wants
Shelter	Television
Clothe	Radio
Food	Phone

2. (a) Need (b) Want
(c) Want (d) Need
(e) Need (f) Want
(g) Need

Activity 6 (Page 195)

- (a) Farm - food
(b) Hospital - treatment
(c) River - water
(d) Market - vegetables, potatoes
(e) Animal farm - milk
(f) Butchery - meat

Activity 8 (page 200)

- Learner to draw three food items that make a balanced diet

Practice Assessment (page 200)

1. Tick on wants only

Bread	
Bicycle	√
Water	
Toy car	√
Medicine	

2. Needs
3. Learner to draw a need and a want and name them
4. (a) Market
(b) Farm
(c) Hospital
(d) River

5. Correct activities to meet family needs

Stealing	
Teaching	√
Driving	√
Sleeping	
Watching movies	

6. Learner to colour banana fruits
7. Snacks
8. Learner to draw and colour a place where we can get family needs.
9. Learner to name three foods that can make a balanced diet such as ugali, fish, cabbage.

Activity 10 (page 203)

- (a) Open pit
(b) Sharp objects
(c) Fire

Activity 12 (page 205)

- (a) Collecting and disposing waste
(b) Slashing
(c) Arranging desks and chairs
(d) Sweeping and disposing waste


Practice Assessment (page 207)

1. - Sweeping the school compound
- Collecting and disposing waste
2. Learner to draw and colour two items used to clean the school environment
3. First aid
4. Can be bitten by a snake in the grass
5. (a) Disposing waste
(b) Sweeping and mopping the classroom
6. (a) Near open pits
(b) Near old buildings
(c) Near tall grass or trees
7. Sharp objects
8. (a) Cutting tall grass
(b) Filling open pits

9. Make her bend forward then tap her back
10. Learner to draw two dangerous places or items.
11. (a) Sweeping (b) Slashing

Practice Assessment (page 211)

1. 4 colours
2. black
3. at attention
4. two (2)
- 5.



6. Makes us love our country.

Activity 16 (Page 212)

- (a) Happens at school
- (b) Happens at home
- (c) Happens at school
- (d) Happens at home

Practice assessment (Page 213)

1. Tick on a child's right

√
√
√


2. (a) Cleaning the classroom (b) Reading and writing
3. TRUE
4. Responsibility
5. home

Practice Assessment (page 215)

1. (a) Bananas (b) Oranges (c) Potatoes (d) Pineapple, onions
2. Learner to draw
3. (a) Hill (b) Church (c) Footbridge (d) Mosque
4. (a) Selling (b) Buying

End of strand Assessment (page 216)

1. Personal item
2. Mucus
3. (a) Needs- clothes, houses, food (b) Wants - television, toys, radios
4. No
5. Learner to draw
6. (a) Broom (b) Dust pan, mop
7. (a) Mopping the floor (b) Sweeping and disposing waste



- 8.
9. (a) Selling (b) Buying
10. (a) Falls (b) Cuts

Activity 2 (page 218)

- Learner to fill the weather chart

Activity 3 (page 220)

1. (a) dress (b) vest (c) short (d) shirt
2. (a) Sweeping (b) Washing clothes (c) Drying grains

Practice Assessment (page 222)

1. Sunny
2. Thursday
3. Wednesday and Friday
4. Wednesday and Friday
5. Friday
6. Morning
- 7.



8. rainy
9. sunny

Practice Assessment (page 225)

1. Clay
2. (a) Clay
(b) Sand
(c) Loam
3. Clay
4. Texture
5. Sand
6. (a) pot
(b) cup
7. Wash hands and clear the working area

Practice Assessment (page 228)

1. (a) Candle
(b) Sun
(c) Torch
(d) Fire
2. Sun
3. Learner to draw
4. Learner to colour the poster

End of strand assessment (page 229)

1. Rainy weather
2. Windy
3. Rainy season
4. (a) Rainy (b) Cloudy
5. Light
6. Rainy
7. (a) Loam (b) Clay
(c) Sand
8. Clay
9. Medium
10. Clay
11. (a) sun (b) lamp
(c) stars
12. shadow
13. glass and clear water
14. (a) false (b) true
(c) true (d) false
15. off

Activity 2 (page 230)

- (a) drum (b) bottle
(c) tank (d) jerrycan
(e) pot

Practice Assessment (page 232)

1. (a) Using a pot
(b) Using bottles
(c) Using a tank
(d) Using jerrycan
2. (a) true (b) true
(c) false
3. re-using
4. (a) Sprinkling on dusty floor
(b) Watering flowers
(c) Mopping the floor
5. Learner to draw items used to store water
6. (a) Pot (b) Bottle
(c) Tank (d) Drum

7. boil it

8.

√
√

Activity 3 (page 233)

- (a) Adding manure to plant
- (b) Watering the plant

Practice assessment (page 235)

1. Fruits
2. (a) Adding manure
(b) Mulching
(c) Watering
(d) Weeding
3. Learner to name three plants
4. B
5. Fencing them

Activity 4 (page 236)

- (a) Eggs (b) Fish
- (c) Milk (d) Chicken
- (e) Meat

Practice Assessment (page 238)

1. (a) Hen, chicken (b) Goat
(c) Sheep (d) Fish
2. Hen
3. (a) Eggs (b) Milk
4. Cow and goat
5. (a) Giving them food
(b) Giving them water
(c) Cleaning their houses
6. Shelter
7. (a) Feeding the animals
(b) Giving the animals water

End of strand assessment (page 239)

1. (a) Using jerrycan
(b) Using pots
(c) Using tanks

2. (a)



(b)



3. boiling
4. to wash the toilets
5. (a) Mulching
(b) Adding manure
(c) Watering
6. Water
7. (a) Fish, meat
(b) Chicken meat
(c) Milk
8. Take it to a veterinary doctor, treat it
9. Fish
10. Wash
11. (a) Giving food
(b) Giving water

End of Term Assessments

End of Term 1 Assessment

1. (a) Jug (b) Basin
2. Toothbrush
3. Broom
4. Comb
5. Goggles

6. (a)



(b)



7. water
8. car

9. Buying, growing in the farm
10. (a) Market
(b) Farm
11. Learner to draw hospital
12. Mop, broom
13. Piece of clothe
14. (a) Falls
(b) Choking, suffocation
15. We mop and dry the floor
16. Learner to draw the flag
17. (a) Sharp objects
(b) Fire place, open pits
18. 4
19. Vegetation, crops, plants
20. Right to get food
21. (a) Washing clothes
(b) Feeding the chickens
22. Pedestrian crossing, footbridge
23. Keep quiet
24. (a) Hill
(b) River and bridge
25. Market
26. (a) Buying food
(b) Selling food
27. Learner to draw
28. Learner to name food sold in the market
29. Socks, toothbrush
30. Right to be taken to hospital


End of Term 2 Assessment

1. (a) Handkerchief
(b) vest
2. Cotton buds
3. (a) Sunny
(b) Rainy
(c) Cloudy
(d) Windy

4.

Farm
Animal farm
Butchery

5. Slippery floors and near open pits
6. Life or save someone from excess injury
7. Cut
8. Vegetation, blood
9. (a) Clay (b) Loam (c) Sand
10. On Monday and Friday when raising the flag
11. Read, clean
12. Attention
13. Buy
14. Learner to draw
15. (a) Potatoes
(b) Fruits
- 16.



17. rainy
18. rainy
19. clay
20. sand



22. (a) pot (b) Bowl

23. Learner to draw

24. (a) sun
(b) torch
(c) candle

25. Clay

26.

√
√
√
√

27. Learner to write a message

28. (a) Meat
(b) Eggs and meat

29. Rainy

30. (a) Stone (b) Wood

End of Term 3 Assessment

- (a) Using a pot
(b) Using a tank
- Toothbrush
- Reusing and recycling
- (a) Car
(b) Television
- Learner to draw the items used to store water
- boiling
- (a) Black
(b) White
(c) Red
(d) Green
- Black
- Right to read and be taught
- Washing clothes, cleaning the house

- (a) Cabbage
(b) Potatoes
- Gumboots and heavy clothes
- off
- (a) Drum
(b) Bottle
(c) Tank
- (a) Loam
(b) Clay
(c) Sand
- (a) Candle
(b) Electricity
- (a) Eggs
(b) Milk
(c) Meat
- Feeding
- (a) Hen, chicken
(b) Goat
(c) Cow
(d) Sheep
- (a) Manure
(b) Water
- (a) Meat
(b) Meat and milk
- Goat
- Fish
- Wash
- (a) Treating the animal
(b) Giving the chickens food
- (a) Water
(b) Soap
- (a) Meat
(b) Fish
- (a) Mulching
(b) Watering
- Manure
- Off

CHRISTIAN RELIGIOUS EDUCATION

1.1. Self Awareness

Activity 1

Learner to read Psalms 139:13

Practice Assessment

1. Gold
2. Boy / girl
3. Special
4. Learner to write things he or she like about himself or herself.
5. (a) Eating / talking
(b) Seeing
(c) Walking
(d) Hearing
6. You created every part of me; you put me together in my mother's womb.

Activity 2

1. (a) Sweeping
(b) Washing
(c) Water
2. The learner to sing the given song.

1.2. My family

Activity 3

1. The learner to mention father, mother, brother, sister, grandfather, grandmother, aunt.
2. The learner to read the given verse Acts 10:2.

Practice Assessment

1. Father, mother, children
2. Grandfather, grandmother, uncle, aunt, cousin
3. Nuclear
4. The learner to draw members of extended family.
5. Love and respect.

Activity 4

- Eating food
- Reading books

1.3. Creation of the sky, sun, moon and the stars.

Activity 5




1. Sun, clouds, moon, stars
2. Learner to cut and mount pictures of the sun, moon and stars on a chart.

Activity 6


1. The learner to read the given verse Genesis 1:16.
2. The learner to sign the given song.
3. Learner to write Genesis 1:16 on a flashcard.

Practice Assessment

1. Book Pen Chair Food
2. Food ✓ Television ✓
Comb x Bell ✓
Spoon ✓ Toothbrush x
Towel x Razorblade x
Underwear x

3. (a) 
(b) 
(c) 
4. Sun
5. Stars and moon

End of Strand Assessment

1. The learner to read and write Psalms 139:13.
2. Sweeping Washing utensils
Mopping Wiping windows
Collecting rubbish Weeding flowers
3. 
4. Learner to draw and colour members of the extended family.
5. Food Chair Plate Basin
6. The learner to sing the given song.
7. God
8. Sun
9. Stars
10. Learner to read Genesis 1:16 and write it on a flash card.

2. The Holy Bible

2.1. Bible as a guide

Activity 1

She is reading a book

Activity 2

1. The learner to sing the given song.
2. The learner to read the given verse Psalms 119:105.

Practice Assessment

1. The learner to write the number of times they read the bible as a family.
2. Love
3. Faith
4. Obey
5. Reading a book

2.2. Divisions of the Bible

Activity 3

Learner to look at the given picture and read the placards carried by the child.

Practice Assessment

1. Bible
2. 2
3. Bible
4. Learner to draw and colour the Holy Bible
5. (a) Genesis
(b) Exodus
6. 39

Activity 4

Genesis, Exodus

2.3 Bible Story

Activity 5

1. Learner to sing the given song.
2. Samuel heard a voice calling him. Samuel went to ask Eli if he was the one calling.

Practice Assessment

1. Eli
2. God
3. Asleep
4. Obey
5. - He went to Eli to ask if he was the one calling.
- When Eli realised that God was the one calling, he told Samuel to obey.
- When God called, Samuel obeyed.

Activity 6

Daniel in the den of lions

Practice Assessment

1. 3
2. Darius
3. Angel
4. All the times
5. Learner to write a simple prayer

Activity 7

Learner to watch a video of the Widow of Zarephath.

Practice Assessment

1. Zarephath
2. The Widow of Zarephath
3. Collecting firewood
4. God
5. Help
6. Learner to draw a jar of oil and a loaf of bread and colour.

End of Strand Assessment

1. - To learn God's word.
- To have faith in God.
2. Holy
3. A guide
4. Learner to write when they read the Bible as a family.
5. Your word is a lamp to guide me and light for my path.
6. Old testament New testament
7. Genesis Exodus
8. 4 9. Eli
10. Obey 11. Daniel
12. Trusted 13. Depend
14. God 15. Kind

3. The Early Life of Jesus Christ

3.1. The birth of Jesus Christ

Activity 1

1. Jesus has been born.
2. Learners to read Luke 2:15-20.

Activity 2

Jesus is being dedicated in the temple.

Practice Assessment

1. Bethlehem 2. Shepherds
3. Learner to draw a dove and a pigeon
4. Praise

3.2. Kindness of the three wisemen

Activity 3

Wisemen have visited baby Jesus.

Activity 4

1. Learner to sing the given song.
2. Learner to read the given verse Matthew 2:11.

Practice Assessment

1. Jesus 2. Asleep
3. God
4. Learner to draw and colour a boat.

3.4. Miraculous Catch of Fish

Activity 6

1. Disciples are catching fish.
2. Learner to watch a video on miraculous catch of fish.

Practice Assessment

1. Simon Peter 2. Teach
3. Trust 4. Obeyed
5. God
6. Learner to draw and colour a fish.

Activity 7

Learner to sing given song,.

3.5. Healing the man with a withered hand

Practice Assessment

1. Learner to draw withered hand.
2. Jesus 3. God 4. Help

3.6. Easter

Activity 8

Jesus is on the cross.

Practice Assessment

1. Easter 2. Sins
3. Good Friday 4. Three
- 5.



6. Reading the Bible Praying

End of Strand Assessment

1. Manger
2. Angel
3. God
4. Learner to colour the picture
5. Jerusalem
6. Learner to draw and colour a dove
7. Wisemen 8. Jesus
9. Thank you 10. Trust
11. Jesus
12. Learner to draw and colour a fish
13. (a) False (b) True
14. Learner to draw a withered hand
15. (a) Praying
(b) Reading the Bible
(c) Singing

4. Christian Values

4.1. Sharing

Activity 1

Books Pens Chairs
Desks Food

4.2. Obedience

Activity 2

- Learner to sing the given song.

Practice Assessment

1. Happy
2. To make God happy
To make our parents happy
3. Blessing

4.3. Honesty

Activity 3

Learner to read given verse Proverbs 12:19.

Practice Assessment

1. Honest
2. Peace and happiness
3. To please God
To be honest

4.4. Thankfulness

Activity 4

Learner to read the given verse
1st Thessalonians 5:18

4.5. Forgiveness

Activity 5

Learner to read Matthew 18:21-22

Practice Assessment

1. Forgive
2. Jesus
3. To please God
To feel happy
God also forgave us our sins
It is God's command.
4. Younger

4.6. Responsibility

Activity 6

1. Books Bag Pens Crayons
2. Learner to read the given verse
Colossians 3:23.

Activity 7

1. (a) Book and pen (b) Ruler
(c) Pencil (d) Eraser

Practice Assessment

1. Book Pencil Ruler
Eraser Desk Chair
2. Bag
3. (a) Colouring pictures
(b) Drawing lines
(c) Sharpening pencil

4.7. Work

Activity 8

Cooking food Sweeping
Washing clothes Slashing grass

End of Strand Assessment

1. Rubber Book Pencil Desk
2. Teacher Prefect
Driver Security Officer
3. The truth 4. Forgive
5. Learner to read given verse Colossians 3:23
6. Shelf Desk Table
7. Learners to draw pencils, book, bag, crayons
8. Covering them
Not tearing them
Keeping them in a clean place
Keeping them on a dry place
9. Sweeping
Washing utensils
Watering flowers
10. Mopping the floor
Arranging chairs
Sweeping
Wiping chairs and tables
11. (a) Sweeping
(b) Mopping and sweeping
(c) Watering flowers, sweeping, mopping, collecting rubbish
12. Thank you

5. The Church

5.1. Prayer

Activity 1

They are praying.

Activity 2

Our Father who is in heaven
Hallowed be your name
Your kingdom come
Your will be done on earth as it is in heaven.

Practice Assessment

1. Prayer
2. Lord's

3. Always
4. Our Father who is in heaven
Hallowed be your name
Your kingdom come
5. Praying

5.2. The Holy Spirit

Activity 3

Learner to write what his or her parents has promised him or her.

Practice Assessment

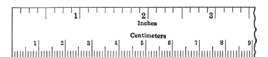



1. Helper
2. Pentecost
3. Five
4. - Guide Christians.
- Comforts us.
- Helps us choose right from wrong.
- Gives us strength.
- Teaches us.

End of Term Assessment

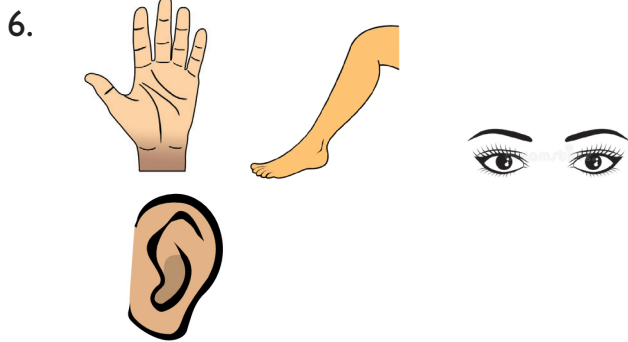
Term I Assessment Exercise

1. Special
2. Good hair
Good teeth
Good legs
Ability to write well
Good face
3. Adam and Eve

4.



5. Grandfather
Uncle
Cousin
- Grandmother
Aunt



7. Moon Sun Stars



9. Moon 10. Sun
 11. Four 12. 39
 13.  14. Temple


15. Obey


Term 2 Assessment Exercise


1. Gold, Myrrh, Frankincense
2. Thank you
3. Jesus
4. Cross
5. (a) Genesis
(b) Exodus
6. Sweeping
Washing utensils
Watering flowers
7. Strangers
8. Carpenter
9. God
10. Three
11. Personal
12. God
13. He did not worship king Darius
14. Joseph and Mary
15. Star

Term 3 Assessment Exercise

1. Shepherds
2. See
3. Pentecost
4. Christians
5. Day Night
6. New Old
7. Love
8. Prayer
9. Jesus
10. Guide Christians
Comfort us
Help us to choose right from wrong.
Give us strength.
Teach us.



12. Jesus
13. Happy
14. 

16. Forgive
17. Trust
18. Withered
19. Good Friday
20. 

ISLAMIC RELIGIOUS EDUCATION

1. Quran

End of Strand Assessment

- before
- a) Witchcraft
b) Jinn
c) Envy
- night
- Allah
- equal
- power
- Allah
- help
- one
- the mosque
- dark
- good
- Allah
- ever
- one

2. Hadith

Practice Assessment

- generous
- by helping them
- iman

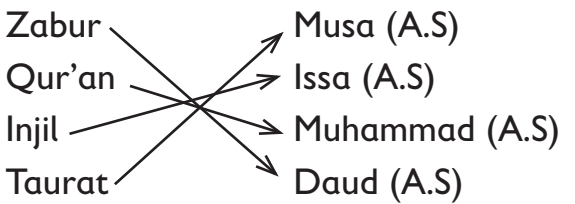
End of Strand Assessment

- Learner to retell the story of the three Swahabas.
- five
- Rakaat
- Subh/Fajr
- rewards
- helping them
- masjid
- 5:30am

- rewards
- a neighbour
- pray
- love
- Rakaat
- love
- yourself

3. Pillars of Iman

Practice Assessment

- 
- Daud (AS)
 - Issa (AS)
 - Muhammad (S.A.W)
 - Taurat
 - prophets
 -

Q	U	R	A	N	Z	O	L	A
I	O	Z	A	Z	Y	E	K	S
N	Q	N	T	A	U	R	A	T
J	A	Z	A	B	U	R	V	G
I	C	D	A	C	S	N	M	D
L	A	W	O	T	E	N	G	O

End of Strand Assessment

- Musa
 - Idris
 - Daud
 - Issa
 - Muhammad

Any other applicable
- Adam
- Muhammad

4. Allah
5. Yaqub
6. Prophets
7. books
8. books
9. miracles
10. Idris
11. Ishaq
12. people
13. Swaleh
14. Ibrahim

4. Devotional Acts

End of Strand Assessment

- | | |
|------------|------------|
| 1. clean | 2. accepts |
| 3. Fajr | 4. North |
| 5. Makkah | 6. Dhuhr |
| 7. maghrib | 8. Dhuhr |
| 9. 8.00pm | 10. 6.30pm |
| 11. four | 12. Fajr |
| 13. four | 14. isha |
| 15. five | |

5. Akhlaq(Moral Teachings)

Activity 5 (pg 303)

- | | |
|-------------|------------|
| 1. a) Panga | b) Slasher |
| c) Rake | d) Broom |
| e) Dustpan | f) Dustbin |

End of Strand Assessment

- | | |
|---------------|-------------|
| 1. right | 2. a dua |
| 3. neighbours | 4. help |
| 5. laugh at | 6. brush |
| 7. visit | 8. help |
| 9. love | 10. Blind |
| 11. accidents | 12. Clothes |
| 13. road | 14. Allah |
| 15. wake up | |

6. Siirah (The life of the prophet) (S.A.W)

Practice Assesment

1. 6yrs
2. Halima
3. Abdullahi
4. Abdulmutwalib
5. Abu Talib
6. False
7. True
8. True
9. uncle
10. shepherd
11. before he was born
12. 8yrs
13. Abu Talib
14. trade
15. 2years

7. Islamic Festivals

End of Strand Assessment

1. Friday
2. cutting nails
3. bath
4. Jum'ah
5. sunnah
6. clean
7. nicely
8. early
9. Dua
10. prophet
11. Qur'an
12. rewarded
13. sins
14. Dhuhr
15. two

End of Term Assessment

End of Term 1 Assessment

- one
- Bismillah
- Rahman
- a) False b) True
c) True
- a) Musa b) Ibrahim (A.S)
c) Issa (A.S) d) Daud (A.S)
e) Idris (A.S)
- Fajr/Subhi
- good
- loves
- Ikhlas
- Alhamdulillah
- Sahil
- Adam
- third
- a) Jinn b) Witchcraft
c) Envy
- Ikhlas
- Issa
- a) Muhammad (S.A.W)
b) Issa (A.S)
c) Yahya (A.S)
- Daud (A.S)
- books/prophets
- Bismillahi

End of Term 2 Assessment

- Imam
- Makkah
- four
- a brother
- Wudhu
- Abdul Mutalib
- good
- good

- Makkah
- 6/six
- maghrib
- Abu Talib
- Abdul Mutalib
- 12/twelve
- Halima
- five
- Subh/Fajr
- i) Al-Harith ii) Ikrimah
iii) Ayyah
- Makkah
- Rabiul Awwal

End of Term 3 Assessment

- a) The blind b) The deaf
- two
- Milad-un-Nabii
- a) Truthful
b) Trustful
- kind
- seated/sitting
- right
- love
- help/love
- Milad-un-Nabii
- a) 7th b) 14th
c) 21th
- Allahu maini audhubika minal abaithi
- Insha Allah
- three
- Ikhlas
- six
- Not harm it
- visit
- the kind/the pitying
- a) Slaughtering b) Naming
c) Shaving

CREATIVE ACTIVITIES

1. Creating and Executing

1.1 Hopping

Activity 1

1. Learner to look at the pictures.
2. (a) Kangaroo
(b) Grasshopper
(c) Antelope
3. They move by hopping.

Activity 2

1. Hopping
2. Learner to hop in different directions.

Activity 3

1. Learners to hop in pairs.
2. Forward
3. Forward Backward
Left Right

Activity 4

1. Learner to look at pictures.
2. (a) Straight (b) Curved
(c) Circle (d) Zigzag

Activity 5

1. Learner to look at pictures.
2. (a) Zigzag
(b) Curved
(c) Straight

Activity 6

Learner to hop in different patterns and directions.

Activity 7

1. Learner to hop like frog, kangaroo, grasshopper.
2. Legs Arms

Activity 8

Learners to sing the given song as he or she hops.

Practice Activity 1.1.

1. Hopping
2. Forward Backward
Left Right
3. Learner to join dots.
4. Straight Curved
Zigzag Circle
5. (a) Hop (b) Wavy

1.2 Drawing and Painting

Activity 1

1. Learner to observe objects in the environment.
2. Learner to identify rough objects like bark of trees, maize, cobs, pineapple.
3. Learner to identify smooth objects like egg, paper, glass.

Activity 2

1. (a) Money (b) Maize cobs
(c) Tree bark (d) Apple
(e) Glass (g) Coconut
2. (a) Money, maize cobs, tree bark, coconut
(b) Eggs, apple, glass

Activity 3

1. Learner to look at pictures.
2. Texture is being created using money.

Activity 4

Learner to create texture on a paper using bark of a tree.

Activity 5

Learner to create texture on a paper using objects like money

Activity 6

Learner to observe pictures.

Activity 7

Learner to draw a tree and cat then create texture on them using money.

Activity 8

1. Learner to look at pictures.
2. Texture has been created using money.





Activity 9

Learner to follow instructions and mix colours.





Activity 10

1. Learner to look at pictures.
2. (a) Pencil
(b) Ruler
(c) Water colours
(d) Brushes
(e) Paper
(f) Water
(g) Palettee

Activity 11

1. (a)  (b) 
(c)  (d) 
2. Learner to paint the shapes above.
3. Learner to draw and paint other shapes.

Activity 12

1.    

Practice Activity 1.2

1. Coin, tree bark
2. Coconut
3. Texture
4. Bloating
- 5.



1.3 Rhythm and Pattern Making

Activity 1

1. Learner to watch live or recorded performance of ways of creating rhythms.
2. Clapping Reciting Humming

Activity 2

1. Learner to look at the pictures.
2. (a) Clapping
(b) Clapping and singing
(c) Humming
(d) Reciting
(e) Stamping

Activity 3



Stamping

reciting

humming

clapping

Activity 4

1. Learner to sing while clapping, humming, reciting, stamping.
2. (a) Hands
(b) Mouth
(c) Mouth

Immitating repetitive rhythmic sounds

Activity 1

- Learners to look at pictures.
- Ambulance
 - Hen
 - Dove
 - Donkey
 - Clock
- wee-oo, wee-oo
 - cluck, cluck
 - coo, coo
 - hee-haw, hee- haw
 - tick-tock, tick-tock
- Learner to imitate sounds above.

Activity 2



coo, coo

wee - oo,
wee - oo

tick - tock,
tick - tock

hee - haw,
hee - haw

cluck,
cluck

Activity 3

Learners to clap or recite given words.

Activity 4

Learner to create simple words then clap or recite them.

Rhythmic patterns based on simple words

Activity 1

- Learner to clap, hum or recite given words.
- Soda, coca-cola
- Coffee, tea

Activity 2

- Learner to read given words.
- Learner to clap, hum or recite given words.

Activity 3

Learner to create rhythmic patterns using a combination of simple words.

Simple shape patterns using a combination of simple words.

Activity 1

- Square
 - Triangle
 - Rectangle
 - Circle

Activity 2

- Colours
 - Coloured papers

Practice Activity 1.3

- Clapping, stamping, humming
- Reciting
- Clapping
- Learner to colour shapes.

- -
 -

1.4. Turning

Activity 1

1. Learner to look at the pictures.
2. (a) Turning to the left.
(b) Turning to the right.
(c) Turning to the left.
(d) Quarter turn
3. Legs, hands, shoulders, head.
4. Left Right Back

Activity 2

Learners to take turns in groups.

Activity 3

1. Learners to look at the picture.
2. Coat, skirt, shoes.
3. Learner to wear printed costumes.
4. Learner to turn in different directions.

Practice Activity 1.4

1. Turning
2. Right Left Back
3. (a) Zigzag (b) Circle (c) Wavy
- 4.



5. Circular

1.5. Mosaic Mosaic Pictures

Activity 1

1. Learner to look at the pictures.
2. (a) Hen
(b) Fish
(c) Dog
3. Coloured papers, glue

Activity 2

1. Learners to watch image of simple mosaic.
2. Papers, egg shells, sand, leaves.
3. Glue

Activity 3

1. Learner to look at the pictures.
2. (a) Egg shells
(b) Coloured papers
(c) Glue
(d) Sand
(e) Leaves
(f) Banana fibre

Activity 4

1. Learner to cut and paste papers on pictures.
2. Papers, glue

Making Simple Mosaic

Activity 1

1. Learner to look at pictures.
2. Learner is making simple mosaic of a cat.

Activity 2

Learner to make simple mosaic.

Practice Activity 1.5

1. Cutting and pasting materials onto a surface.
2. - Coloured papers
- Egg shells
- Leaves
- Sand
- Banana fibre
3. Pasting materials
4. Mosaic
5. Learner to decorate given picture using mosaic.

1.6. Melody

Activity 1

Learner to read sentences.

Activity 2

1. (a) Happy (b) Sad
(c) Excited (d) Excited
(e) Sad

Activity 3

Learner to sing the given song.

Activity 4

1. Learner to sing given song.
2. Circle Triangle Square
 Rectangle Oval
3. Learner to search and sing other songs.

Activity 5

Learner to read and sing given song.

Activity 6

Learner to write simple words and sing them.

Activity 7

Learner to sing given song while recording himself or herself.

Activity 8

Learners to listen to a simple song then say whether it is high or low.

Activity 9

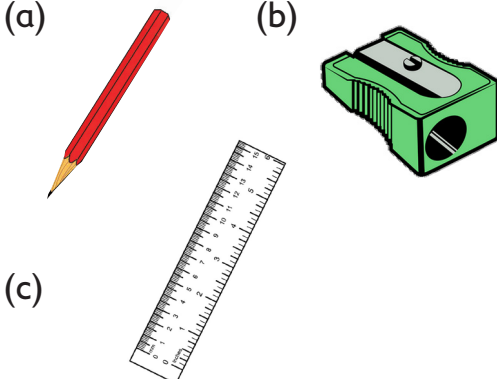
Learners to sing simple song as they make different body movements.

Practice Activity 1.6

- | | |
|--------------|-------------|
| 1. Melody | 2. Happy |
| 3. Humming | 4. Triangle |
| 5. Rectangle | 6. Circle |

End of Strand 1 Questions


1. Shape
2. Pencil
3. (a)




4. Texture
5. Learner to colour given shapes
6. Organic
7. (a)



(b)



8. Painting
9. Brush
10. (a) Paints
(b) Brushes
(c) Drawing book
11. College
12. Stick
13. Marching
- 14.



15.



16. Eggs, glass, apple
17. Bloating
18. Coconut
19. Mosaic
20. True

2 Performing and Displaying

2.1 Singing games - Western Style

Activity 1

1. Learner to look at pictures.
2. (a) Singing in the field
(b) Singing
3. They have shoes
They have socks
They have uniform.
Some have scarves.

Activity 2

Learner to watch a video on singing game and comment on their dressing and what they are carrying.

Activity 3

Learner to sing the given song while playing.

Activity 4

- | | |
|--------------|----------|
| 1. Songs | 2. Tune |
| 3. Beats | 4. Pitch |
| 5. Direction | |

Activity 5

- | | |
|-------------|---------------|
| 1. Props | |
| 2. (a) Drum | (b) Hula hoop |
| 3. Happy | |

Activity 6

Learner to read the safety precautions given.

Practice Activity 2.1

- | | |
|------------|-------------|
| 1. Slipper | 2. Accident |
| 3. Well | 3. Push |
| 5. Objects | |

2.2. Kicking

Activity 1

1. Learner to look at the picture.
2. Kicking a ball.
3. Ball, beanbag
4. Leg
5. Football
6. Forward, backwards, sideways
7. Learner to kick a ball in different directions.

Activity 2

1. Ball
2. Kicking a ball
3. Learner to kick a ball in different directions.
4. Forward, backward, sideways
5. Yes

Activity 3

1. Learner to sing the given song.
2. Learner to sing while kicking a ball.
3. Good.
4. Learner to sing as a group as they kick a ball.

Activity 4

1. No
2. They cannot injure our legs.
3. Ball, beanbag
4. No
5. Learner to kick a ball for enjoyment.

Practice Activity 2.2

1. Ball
2. Football
3. Feet
4. Forward, backwards, sideways

2.3. Plaited Ornament (Single Stranded)


Activity 1

1. Learner to look at pictures.
2. (a) String
(b) Bracelet made using seeds.
(c) Bracelet made using beads.
3. Wrist
4. (a) String
(b) Seeds
(c) Beads

Activity 2

1. Learner to look at the pictures.
2. (a) String
(b) Scissor
(c) Beads
3. Maize seeds, bean seeds, papers

Activity 3

1. 
2. Home, school

Activity 4

Learner to follow procedure to make bracelet.

Activity 5

Learner to make a bracelet.

Activity 6

Learner to wear manmade bracelet.

Practice Activity 2.3

1. Ornaments
2. Bracelets
3. String
4. Beads
5. Tie

2.4 Egg Roll and Swan Balance

Activity 1

1. Learner to look at pictures.
2. Egg roll
3. (a)
4. Legs, hands, head
5. Forward, backwards, left, right

Activity 2

1. Learner to perform egg roll.
2. Forward, backwards, left, right.

Activity 3

1. Learner to look at the picture.
2. Swan balance.
3. Hands, legs, head, foot.
4. (a) T-balance
(b) Swan balance

Activity 4

1. Learner to perform swan balance in different directions.
2. Learner to mention direction: Forward, backwards, left, right.

Activity 5

1. Learner to look at pictures.
2. (a) Coloured papers
(b) Scissor
(c) Glue

Activity 6

Learner to follow procedure to make markers.

Activity 7

1. Learners to look at the picture.
2. Drawing marks.
3. Paper, glue, scissors

Activity 8

1. Learner to look at the pictures.
2. (a) Swan balance
(b) Egg roll

Activity 9

1. Learner to mark the field then perform swan balance and egg roll.
2. Learner to mention either swan balance or egg roll.
3. Learner to sing while performing swan balance and egg roll.

Practice Activity 2.4

1. Grass
2. Egg roll
3. Forward, backward, right, left
4. Swan balance
5. Head, hands, legs, feet

2.5 Wind Musical Instrument

Activity 1

1. True
2. Blow
- 3.



Activity 2

1. Learner to watch pictures of wind instrument.
2. Learner to name wind instruments watched.

Activity 3

1. Blowing
2. Learner to imitate playing wind instruments.

Activity 4

Learner to follow procedure to make a wind instrument.

Activity 5

Learner to show his or her flute made.

Activity 6

1. Fingering
2. Mouth
3. Blowing
4. Correctly
5. Blowing

Activity 7

Learner to play a wind instrument.

Activity 8

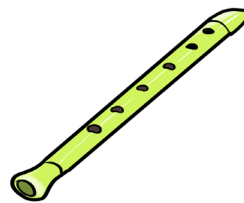
Learner to make different body movements while playing a wind instrument.

Activity 9

Learner to play improvised wind instrument.

Practive Activity 2.5

1. Wind
2. Horn
3. True
4. Horn, flute
- 5.



2.6 Modelling (Coiling Technique)

1. Learner to look at pictures.
2. (a) pot (b) Flower vase
(c) cup (d) Bowl
3. Clay soil
4. (a) Cooking, Storing water
(b) Growing flowers
(c) Drinking
(d) Keeping food

Activity 1

1. Learner to look at pictures.
2. (a) Collecting soil at a river bank.
(b) Buying plasticine
3. (a) Clay oil
(b) Plasticine
4. Swamp Shop

Activity 2

Learner to follow procedure to make a pot using clay soil.

Activity 3

Learner to model clay pot.

Activity 4

Learner to show his or her friends modelled pot.

Practice Activity 2.6

1. Coil
2. Clay
3. Pots
4. Riverbanks
5. Pot

2.7 Songs

Activity 1

1. Learner to look at pictures.
2. (a) Healthy food.
(b) Washing hands.
(c) Crossing the road safely.
(d) Sleeping under mosquito net.
3. (a) We should eat healthy food.
(b) We should wash hands to keep them clean.
(c) We should cross the road safely to avoid accidents.
(d) We should sleep under mosquito net to prevent malaria.

Activity 2

Learner to listen to different topical songs to get message from each song.

Activity 3

1. Learner to sing given song.
2. Learner to clap rhythm of the words.
3. Learner to sing in correct tune.
4. Washing hands. Covering a sneeze.

Activity 3

1. Learner to sing given song.
2. Learner to clap rhythm of the words.
3. Learner to sing in correct tune.
4. Washing hands
Covering a sneeze

Activity 4

1. Learner to sing given song.
2. Crossing the road safely.
3. Topical song.
4. Good.

Activity 5

Learner to sing a familiar song on hygiene.

Activity 6

Learner to sing topical songs to his or her friends.

Practice Activity 2.7

1. Topical
2. Well
3. Topical
4. Clap
5. Tune

3 Appreciation

3.1 Singing games - Western style

Activity 1

Learner to watch a video on singing games - Western style and talk about the participants.

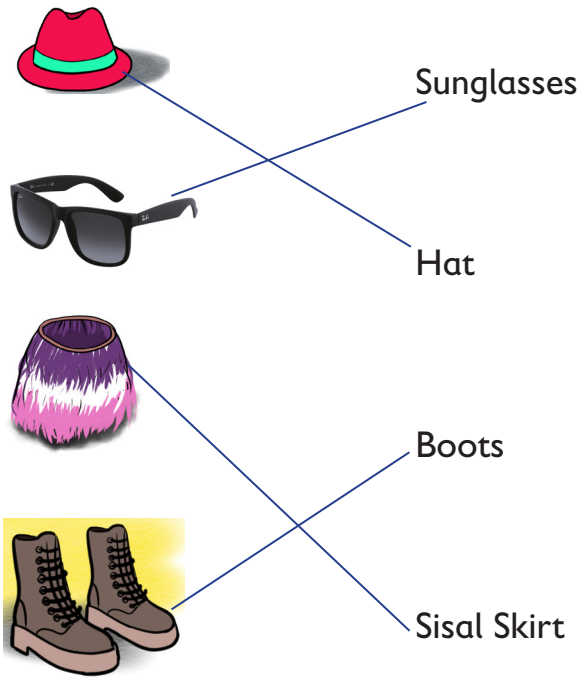
Activity 2

Learner to name the games and songs used in performances matched.

Activity 3

1. Learner to look at pictures.
2. (a) Hat (b) Dress (c) Apron
(d) Goddles (e) Boots
3. Scarves Tie Sisal skirt
Necklace

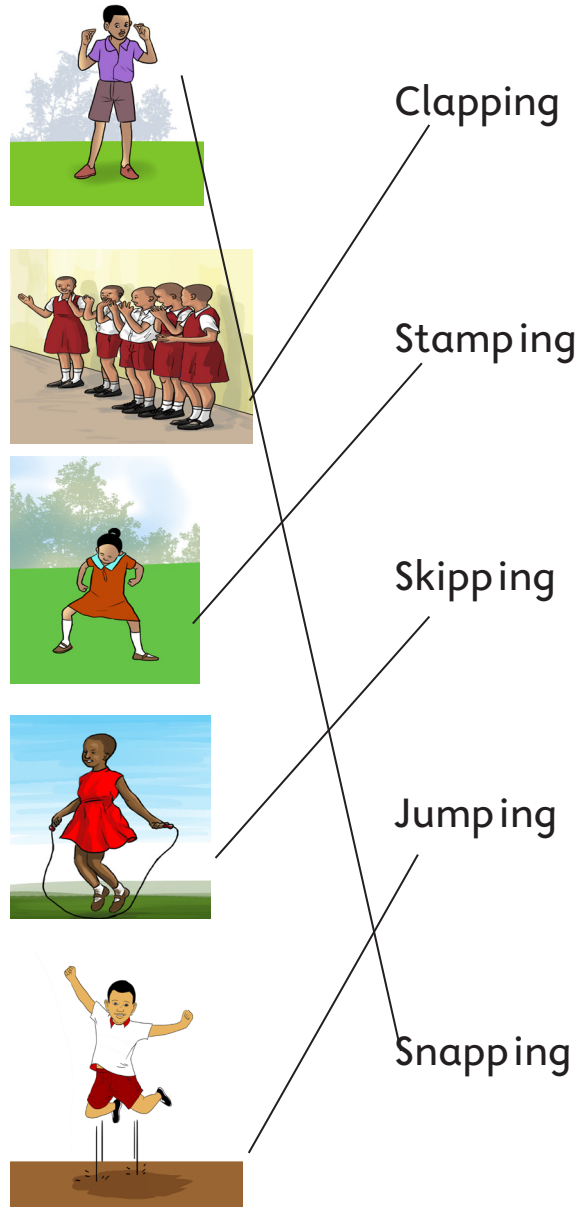
Activity 4



Activity 5




- Learner to look at pictures.
- Drum
 - Ball
 - Skipping rope
 - Sticks
 - Hula hoop
- Learner to draw any prop.
Drum, ball, hula hoop, skipping rope

Activity 6



- Learner to colour picture.

Activity 7

- Learner to look at pictures.
- Zigzag
 - Circle
 - Straight
 - Wavy
- 
 - 
 - 

Activity 8

- Learner to look at the picture.
- Circle

Activity 9

Learner to sing a familiar song and identify the message in the song.

Practice Activity 3.1

1. Props
2. Jumping
3. True
4. Costumes
5. Prop

3.2. Water Safety Awareness

Activity 1

1. Learner to look at pictures.
2. (a) Swimming pool
(b) Well
(c) Tank
(d) Tap
(d) River
2. Learner to name water points at their school.

Activity 2

Learner to sing the given song.

Practice Activity 3.2

1. Rest
2. Permission
3. Swimming pool
4. False
5. Adult

End of Strand 3 Assessment

1. Curved
2. Songs
3. Props
- 4.






5. Sisal
6. Dancers
7. Singing game
8. (a) Rope

(b) Boots

9. Happy
10. Skipping
11. Catching
12. Costumes
13. Props
14. Leaders
15. Hula hoop
16. Clay ribbon
17. Prop
18. Respect
19. Accidents
20. Singers



End of Term Assessment End of Term One Assessment 1

1. Mosaic
2. Stamping Clapping Snapping
3. Skipping
4. Props
5. Hopping
6. (a) 
(b) 
(c) 
7. Coloured papers Sand Egg shells
8. Learner to draw and colour a hut
9. Painting brush Container
10. Painting
11. (a) Triangle (b) Square
(c) Circle (d) Rectangle
(d) Oval
12. Circle
13. Turning
14. Painting
15. A dance
16. Upwards
17. Glue
18. Clay
19. Plastic bottle and stones
20. Sitting
21. Small stones and seeds
22. Singing games
23. Costumes
24. Pencil
25. Hands for clapping

End of Term One Assessment 2

1. Triangle
2. Melodic sentences
3. Happy, sad, funny
4. I am coming
5. Space
6. Old fabric
7. Brush
8. Round
9. Rhythm
10. Marching
11. Four equal sides
12. Whistling
13. Happy
14. Melody
15. Music
16. Flute
17. Flue
18. Twinkle, twinkle little star
19. Square
20. A pattern in music or movement
21. You have three sides, one, two three
22. Circle
23. Instrument
24. Dog
25. Paper

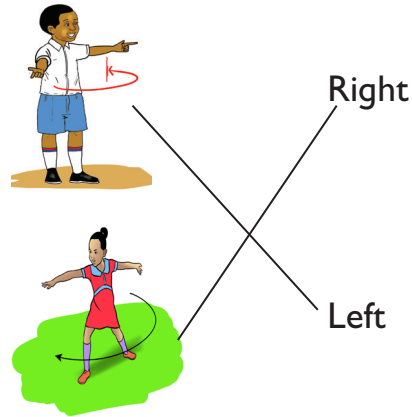
End of Term Two Assessment 1

1. Kicking
2. Kicking
3. Football
4. False
5. Props
6. Costume
7. Mouth
8. True
9. Flute
10. False
11. Dry
12. Bamboo sticks
13. Songs
14. Drum
15. 
16. Bracelet
17. Ears
18. Square
19. False
20. Blowing
21. 
22. Clean
23. Costume
24. Circular
25. Leader

End of Term Two Assessment 2

1. Turning

2.



3. Hopping
4. True
5. Fabric
6. Ornaments
7. Forward
8. Learner to join dots
9. Hee haw
10. Straight
11. (a) Pencil
12. Hopping
13. Grasshopper
14. Gazelle
15. Life jacket
16. Feet first
17. Plastic jerrican
18. (a) Life jacket
19. Swan balance
20. Stone
21. Shakers
22. Wire and bottle
23. Left
24. Happy
25. Learner to colour picture

Right

Left

Backward
Right

Curved
Wavy

Gazelle

(b) Pipes

Right
Half turn

End of Term Three Assessment 1

1. Singing gamers
2. Barua yangu imepotea
3. Flute
4. Props



6. Props
7. False
8. Curved
9. Egg roll
10. Knees
11. Dancers
12. Injuries
13. Humming
14. (a) Drum (b) Horn
15. Imitating
16. Forward Backward
Left Right
17. Long and short
18. Clapping
19. Skipping
20. Mosaic
21. Share
22. Rhythm sticks
23. Throw and catch
24. Fighting
25. Clay

End of Term Three Assessment 2

1. Rectangle
2. Clay
3. Snapping
4. Skipping
5. Texture
6. Brush
7. (a) Humming
(b) Clapping
(c) Reciting
8. Tick tock
9. Mosaic
10. Costume
11. Prop
12. Good
13. Ball
14. Leg
15. Ornaments
16. Bracelets
17. Blowing
18. Flute
19. Coil
20. Topical
21. Tank
22. Topical
23. Respect
24. Costumes
25. Kicking